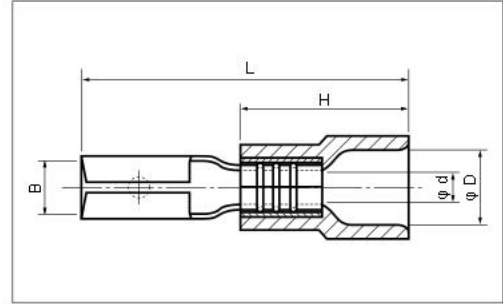


QUICK-DISCONNECTS



■ 110 SERIES



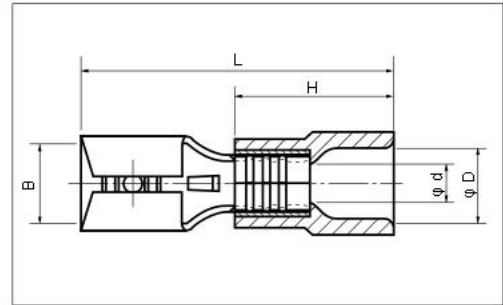
RoHS

See page 2

TMEDV : Vinyl
TMEDN : Nylon

PART NUMBER	DIMENSIONS mm					MATING TAB THICKNESS mm	WIRE RANGE		TOOL No.		STD QTY/BOX
	B	L	φ d	φ D	H		STRANDED mm ²	AWG	HAND TOOL No.		
									TOOL BODY No.	DIES No.	
TMEDV 280509-F ○	3.2	19.5	1.8	4.1	10.0	0.5	0.75~1.25	18-16	NH 11	NH 32	1,000 (100× 10)
TMEDN 280809-F ○						0.8			NA 10	N10 11	
									NA 3	N3 11	

■ 187 SERIES



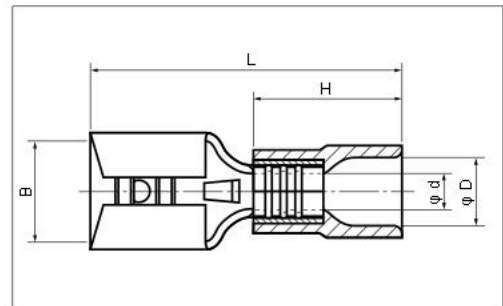
RoHS

See page 2

TMEDV : Vinyl
TMEDN : Nylon

PART NUMBER	DIMENSIONS mm					MATING TAB THICKNESS mm	WIRE RANGE		TOOL No.		STD QTY/BOX
	B	L	φ d	φ D	H		STRANDED mm ²	AWG	HAND TOOL No.		
									TOOL BODY No.	DIES No.	
TMEDV 480509-F ○	5.0	19.5	1.8	4.1	10.0	0.5	0.75~1.25	18-16	NH 11	NH 32	1,000 (100× 10)
TMEDN 480809-F ○						0.8			NA 10	N10 11	
									NA 3	N3 11	
TMEDV 480520-F ○	5.0	19.5	2.4	4.5	10.0	0.5	2.0	14	NH 12	NH 32	1,000 (100× 10)
TMEDN 480820-F ○						0.8			NA 10	N10 12	
									NA 3	N3 12	

■ 250 SERIES



RoHS

See page 2

RoHS

Yellow Nylon
See page 2

TMEDV : Vinyl
TMEDN : Nylon

PART NUMBER	DIMENSIONS mm					MATING TAB THICKNESS mm	WIRE RANGE		TOOL No.		STD QTY/BOX
	B	L	φ d	φ D	H		STRANDED mm ²	AWG	HAND TOOL No.		
									TOOL BODY No.	DIES No.	
TMEDV 630809-F ○	6.8	21.0	1.7	4.1	10.0	0.8	0.75~1.25	18-16	NH 11	NH 32	500 (100× 5)
TMEDN 630809-F ○									NA 10	N10 11	
									NA 3	N3 11	
TMEDV 630820-F ○	6.8	21.0	2.3	4.5	10.0	0.8	2.0	14	NH 12	NH 32	500 (100× 5)
TMEDN 630820-F ○									NA 10	N10 12	
									NA 3	N3 12	
TMEDV 630855-F ○	6.8	25.0	3.5	6.8	14.0	0.8	3.5~5.5	12-10	NH 13		500 (100× 5)
TMEDN 630855-F ○							5.5	10	NA 10	N10 13	
									NA 3	N3 13	

NOTE 1) ○ : UL/CSA

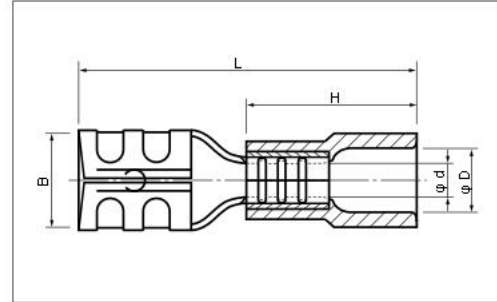
2) Refer to page 54 for UL/CSA, proper strip length of wire and Nylon insulated products.

3) TMD & TMDEN Type are also available, see page 32.

QUICK-DISCONNECTS



■ 187 SERIES



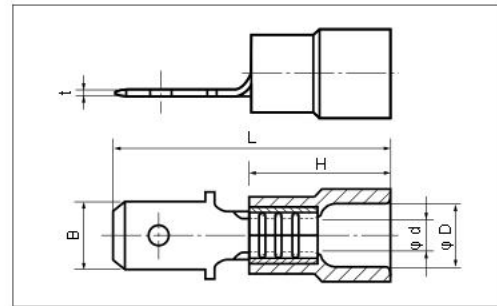
RoHS

See page 2

TMEDV : Vinyl
TMEDN : Nylon

PART NUMBER	DIMENSIONS mm					MATING TAB THICKNESS mm	WIRE RANGE		TOOL No.		STD QTY/BOX
	B	L	φ d	φ D	H		STRANDED mm ²	AWG	HAND TOOL No.		
									TOOL BODY No.	DIES No.	
TMEDV TMEDN 480509-F03	5.1	19.5	1.8	4.1	10.0	0.5	0.75~1.25	18-16	NH 11 NH 32 NA 10 NA 3	N10 11 N3 11	1,000 (100× 10)
TMEDV TMEDN 480520-F03	5.1	19.5	2.4	4.5	10.0	0.5	2.0	14	NH 12 NH 32 NA 10 NA 3	N10 12 N3 12	1,000 (100× 10)

■ 187 SERIES



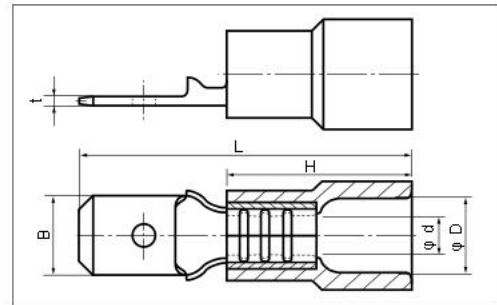
RoHS

See page 2

TMEDV : Vinyl
TMEDN : Nylon

PART NUMBER	DIMENSIONS mm						WIRE RANGE		TOOL No.		STD QTY/BOX
	B	L	t	φ d	φ D	H	STRANDED mm ²	AWG	HAND TOOL No.		
									TOOL BODY No.	DIES No.	
TMEDV TMEDN 480520-M ○	4.8	19.5	0.5	2.3	4.5	10.0	2.0	14	NH 12 NH 32 NA 10 NA 3	N10 12 N3 12	1,000 (100× 10)

■ 250 SERIES



RoHS

See page 2

RoHS

Yellow Nylon
See page 2

TMEDV : Vinyl
TMEDN : Nylon

PART NUMBER	DIMENSIONS mm						WIRE RANGE		TOOL No.		STD QTY/BOX
	B	L	t	φ d	φ D	H	STRANDED mm ²	AWG	HAND TOOL No.		
									TOOL BODY No.	DIES No.	
TMEDV TMEDN 630809-M ○	6.35	21.0	0.8	1.85	4.1	10.0	0.75~1.25	18-16	NH 11 NH 32 NA 10 NA 3	N10 11 N3 11	1,000 (100× 10)
TMEDV TMEDN 630820-M ○	6.35	21.0	0.8	2.55	4.5	10.0	2.0	14	NH 12 NH 32 NA 10 NA 3	N10 12 N3 12	1,000 (100× 10)
TMEDV TMEDN 630855-M ○	6.35	25.0	0.8	3.65	6.8	14.0	3.5~5.5	12-10	NA 10 NA 3	NH 13 N10 13 N3 13	500 (100× 5)
							5.5	10			

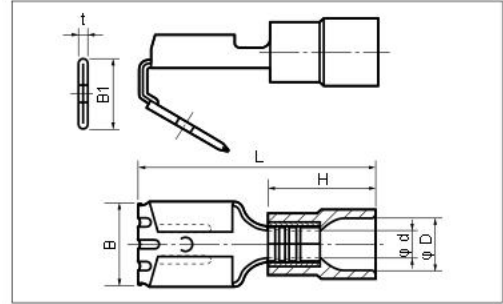
NOTE 1) ○ : UL/CSA

2) Refer to page 54 for UL/CSA, proper strip length of wire and Nylon insulated products.

B

QUICK-DISCONNECTS

■ PIGGY BACK



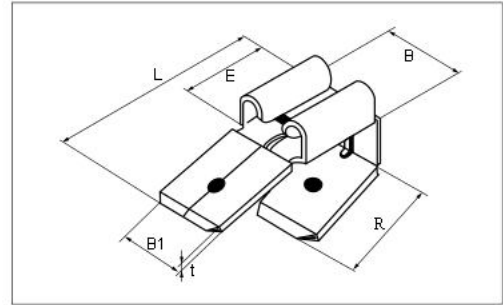
RoHS
See page 2

TMEDV : Vinyl
TMEDN : Nylon

PART NUMBER	DIMENSIONS mm							WIRE RANGE		TOOL No.		STD QTY/BOX
	B	B1	L	ϕ d	ϕ D	H	t	STRANDED mm ²	AWG	HAND TOOL No.	DIES No.	
TMEDV 630809-V TMEDN	6.9	6.35	22.0	1.85	4.1	10.0	0.8	0.75~1.25	18-16	NH 11 NH 32 NA 10 NA 3	N10 11 N3 11	1,000 (100x 10)
TMEDV 630820-V TMEDN	6.9	6.35	22.0	2.55	4.5	10.0	0.8	2.0	14	NH 12 NH 32 NA 10 NA 3	N10 12 N3 12	1,000 (100x 10)

- NOTE 1) Refer to page 54 for proper strip length of wire and Nylon insulated products
2) TMD & TMDEN Type are also available , see page 32.

■ 3 WAY ADAPTOR



RoHS
See page 2

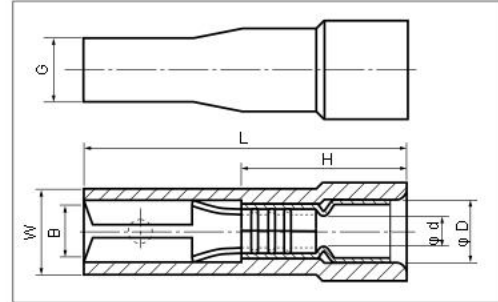
PART NUMBER	DIMENSIONS mm						TOOL No.		STD QTY/BOX
	B	B1	L	t	R	E	TOOL BODY No.	DIES No.	
63V	6.9	6.35	18.85	0.8	9.0	7.5	—	—	1,000

QUICK-DISCONNECTS



■ FULLY INSULATED FEMALE DISCONNECTS

■ 110 SERIES

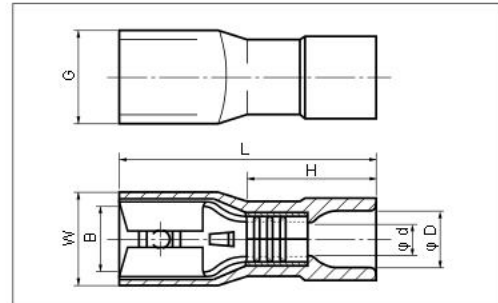


See page 2

TMDEN : Nylon

PART NUMBER	DIMENSIONS mm							MATING TAB THICKNESS mm	WIRE RANGE		TOOL No.		STD QTY/BOX
	B	W	L	φ d	φ D	G	H		STRANDED mm ²	AWG	HAND TOOL No.		
											TOOL BODY No.	DIES No.	
TMDEN 280509-FA 280809-FA	3.2	5.5	19.5	1.9	3.4	4.8	10.0	0.5 0.8	0.75~1.25	18-16	NH 11 NH 32 NA 10 NA 3	N10 11 N3 11	1,000 (100× 10)

■ 187 SERIES

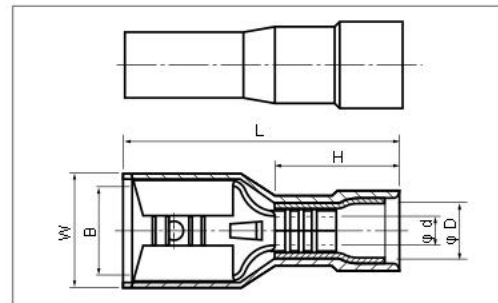


See page 2

TMEDN : Nylon

PART NUMBER	DIMENSIONS mm							MATING TAB THICKNESS mm	WIRE RANGE		TOOL No.		STD QTY/BOX
	B	W	L	φ d	φ D	G	H		STRANDED mm ²	AWG	HAND TOOL No.		
											TOOL BODY No.	DIES No.	
TMEDN 480509-FA○ 480809-FA○	5.0	7.0	19.5	1.8	4.1	4.9	9.8	0.5 0.8	0.75~1.25	18-16	NH 11 NH 32 NA 10 NA 3	N10 11 N3 11	1,000 (100× 10)
TMEDN 480520-FA○ 480820-FA○	5.0	7.0	19.5	2.4	4.5	5.6	9.8	0.5 0.8	2.0	14	NH 12 NH 32 NA 10 NA 3	N10 12 N3 12	1,000 (100× 10)

■ 250 SERIES



See page 2



Yellow Nylon
See page 2

TMDN : Nylon

PART NUMBER	DIMENSIONS mm							MATING TAB THICKNESS mm	WIRE RANGE		TOOL No.		STD QTY/BOX
	B	W	L	φ d	φ D	G	H		STRANDED mm ²	AWG	HAND TOOL No.		
											TOOL BODY No.	DIES No.	
TMDN 630809-FA △	6.8	9.0	21.0	1.7	3.2	5.3	10.0	0.8	0.75~1.25	18-16	NH 11 NH 32 NA 10 NA 3	N10 11 N3 11	1,000 (100× 10)
TMDN 630820-FA △	6.8	9.0	21.0	2.3	3.9	5.3	10.0	0.8	2.0	14	NH 12 NH 32 NA 10 NA 3	N10 12 N3 12	1,000 (100× 10)
TMDN 630855-FA △	6.8	9.2	26.0	3.5	5.4	5.3	15.0	0.8	5.5	10	NH 13 NA 10 NA 3	N10 13 N3 13	500 (100× 5)

NOTE 1) ○ : UL/CSA △ : UL

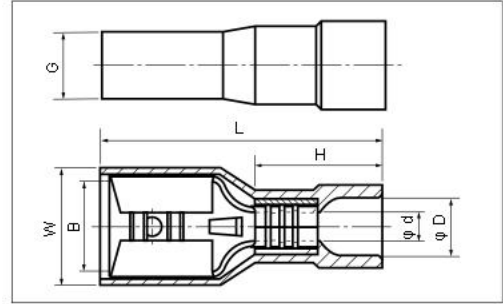
2) Refer to page 54 for UL/CSA, proper strip length of wire and Nylon insulated products.

QUICK-DISCONNECTS



■ FULLY INSULATED FEMALE DISCONNECTS

■ 250 SERIES



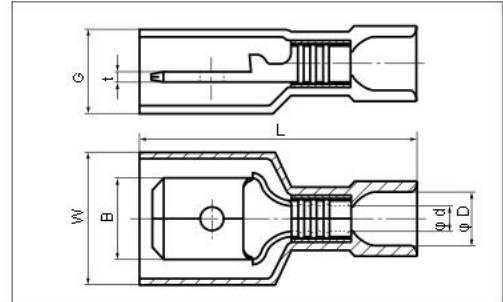
TMEDN : Nylon

PART NUMBER	DIMENSIONS mm								MATING TAB THICKNESS mm	WIRE RANGE		TOOL No.		STD QTY/BOX
	B	W	L	φ d	φ D	G	H	STRANDED mm ²		AWG	HAND TOOL No.			
											TOOL BODY No.	DIES No.		
TMEDN 630809-FA ○	6.8	8.9	21.5	1.7	4.1	5.0	9.8	0.8	0.75~1.25	18-16	NH 11 NH 32 NA 10 NA 3	N10 11 N3 11	1,000 (100× 10)	
TMEDN 630820-FA ○	6.8	8.9	21.5	2.3	4.5	5.0	9.8	0.8	2.0	14	NH 12 NH 32 NA 10 NA 3	N10 12 N3 12	1,000 (100× 10)	

MALE COUPLER : TMEDN 630809MA, TMEDN 630820MA

■ FULLY INSULATED MALE DISCONNECTS

■ 250 SERIES



TMEDN : Nylon

PART NUMBER	DIMENSIONS mm								WIRE RANGE		TOOL No.		STD QTY/BOX
	B	W	t	L	φ d	φ D	G	H	STRANDED mm ²	AWG	HAND TOOL No.		
											TOOL BODY No.	DIES No.	
TMEDN 630809-MAO	6.35	10.3	0.8	22.0	1.85	4.1	6.4	10.0	0.75~1.25	18-16	NH 11 NH 32 NA 10 NA 3	N10 11 N3 11	500 (100× 5)
TMEDN 630820-MAO	6.35	10.3	0.8	22.0	2.55	4.5	6.4	10.0	2.0	14	NH 12 NH 32 NA 10 NA 3	N10 12 N3 12	

Only the Nylon insulated products is available.

It is not appropriate to mate with ICTDN 630809FA and ICTDN 630820FA

NOTE 1) ○ : UL/CSA

2) Refer to page 54 for UL/CSA, proper strip length of wire and Nylon insulated products.